



EasyLobby®

How to Order Guide

D00553, Release A.7
December 2018

The most current version of this document is available for download at:

<https://www.hidglobal.com/document-library>

To check order status and register go to:

<https://orderstatus.hidglobal.com/WebOrderStatus/>

HID GLOBAL, HID, the HID Brick logo, the Chain Design, EADVANCE, EASYLOBBY, ICLASS, and SVM are the trademarks or registered trademarks of HID Global Corporation, or its licensors, in the U.S. and other countries.

This document is subject to change without notice.

Document History

| Date | Author | Description | Version |
|------------|--------|---|---------|
| 12/05/2018 | KK | Updated for new products and parts numbers (ID Scanners) | A.7 |
| 01/31/2018 | KK | Updates for 10.4 Maintenance Release; HL7 Update, photos for badge stock; ACI add Niagara | A.6 |
| 11/08/2016 | KK | Updated for new products (EL Solo launch), supported access control integrations, and clarification of offerings. | A.5 |
| 06/1/2016 | KK | Removed discontinued product lines including Mobile devices. Updated product descriptions (HL7 and eKiosk), Dongle requirements for SVM, and supported access control integrations. | A.4 |
| 01/08/2015 | NW | Updated new products, ScanShell devices, and supported access control integrations | A.3 |
| 6/8/2014 | NW | Updated for new products and removed unsupported access control integrations | A.2 |
| 6/11/2013 | KZ | Updated for new products and part numbers | A.1 |
| 6/26/2012 | PT | Initial Version | A.0 |



Contents

| | |
|--|-----------|
| Overview | 4 |
| Software Ordering Guide..... | 5 |
| EasyLobby Solo | 5 |
| EasyLobby SVM..... | 5 |
| Administrator (for use with EasyLobby SVM) | 6 |
| eAdvance (for use with EasyLobby SVM) | 6 |
| Satellite (for use with EasyLobby SVM) | 6 |
| Watch List Screening Services and Interfaces (for use with EasyLobby SVM) | 7 |
| Government Denied Party Screening..... | 7 |
| Sexual Offender Screening | 7 |
| eKiosk Self-Registration (for use with EasyLobby SVM)..... | 8 |
| K-12 - Special School Pricing for the United States | 9 |
| Benefits | 9 |
| Kiosk and Self-Registration Ordering Guide (for use with EasyLobby SVM)..... | 10 |
| Hardware Ordering Guide | 11 |
| Readers / Scanners..... | 11 |
| Proximity Enrollment Readers | 13 |
| Printer..... | 14 |
| Web Camera | 14 |
| Signature Pad | 14 |
| Barcode Scanner | 14 |
| Badge Stock Ordering Guide | |
| (All badge stock is for use with EasyLobby Solo or EasyLobby SVM) | 15 |
| Badge Stock..... | 15 |
| Access Control Integration Ordering Guide..... | 18 |
| AAM Systems..... | 18 |
| AMAG..... | 18 |
| Amano..... | 18 |
| Avigilon (<i>Previously RedCloud</i>) | 18 |
| Bosch | 18 |
| Brivo..... | 19 |
| Cansec | 19 |
| Cisco..... | 19 |
| Cogito..... | 19 |
| Continental | 19 |
| Delta Controls | 19 |
| DSX..... | 19 |
| Falco | 19 |
| Gallagher Cardax | 19 |
| GE Security | 20 |
| Genetec..... | 20 |
| Hartmann Controls | 20 |
| Hirsch | 20 |
| Honeywell..... | 20 |
| IDenticard..... | 20 |
| Inner Range Pty. Ltd. | 20 |
| Johnson Controls | 21 |
| Kantech | 21 |
| Keri Systems | 21 |



Keyscan21
Lenel21
Matrix21
MDI.....21
Open Options21
Pacom21
Paxton22
PCSC22
RBH.....22
RS222
S2.....22
Schlage22
Schneider Electric22
Sielox22
Siemens22
Software House C•Cure23
Synergistics23
System Galaxy23
Access Control Integration Drop Box Ordering Guide 23
 ACI Dropbox.....23
Professional Services Packages Ordering Guide 24



Overview

For over 20 years, EasyLobby® has provided customers and partners with the industry's most affordable, feature-rich, customizable, and easy-to-use Visitor Management solutions. EasyLobby solutions include software, hardware peripherals and badge stock.

Whether you are currently using a paper guest book for visitor sign-in, have lobby attendants greet and check-in visitors, or have an unattended lobby, HID Global's EasyLobby visitor management can support a streamlined single lobby or fully featured solution for multi-site organizations.

Select the EasyLobby visitor management solution that best suits your needs. The decision matrix below can help determine what product is right for you.

| I need the ability to.... | EasyLobby Solo | EasyLobby SVM |
|---|----------------|---------------|
| Support multiple languages | | ■ |
| Access global technical support | ■ | ■ |
| Check visitor against an internal company or organization watch list | ■ | ■ |
| Pull reports and visitor data for auditing purposes | ■ | ■ |
| Capture detailed visitor information such as name, photo, and contact details | ■ | ■ |
| Quickly provide an accurate list of who is in my facility in the event of an emergency | ■ | ■ |
| Scan a government issued ID or business card to speed up the enrollment process and ensure accuracy | ■ | ■ |
| Customize visitor badges (i.e. Brand, Visitor type, etc.) | ■ | ■ |
| Allow visitors to self-register using a tablet or kiosk workstation | ■ | ■ |
| Accelerate enrollment with pre-registration via quick-scan barcode sent via email | | ■ |
| Enable multiple workstations to share a common visitor database | | ■ |
| Integrate my access control system with visitor management | | ■ |
| Quickly and easily pull patient names in accordance with HL7 standards | | ■ |
| Support biometrics for fast check-in/out of repeat visitors | | ■ |
| Screen incoming visitors against felony databases provided by a third party | | ■ |
| Tailor the visitor management solution to my specific needs | | ■ |

Additional details about EasyLobby, including system requirements, can be found at:

<https://www.hidglobal.com/solutions/visitor-management>.



Software Ordering Guide

EasyLobby Solo

EasyLobby Solo is a streamlined version of HID Global’s successful EasyLobby Secure Visitor Management (SVM) software, and is designed to smooth the transition for organizations moving from a traditional guest book to an automated, digital visitor management solution. In addition to facilitating a more professional image, organizations are able to increase security for visitors and employees by better managing who is entering and leaving the premises. EasyLobby Solo provides easy registration and check-in along with visitor activity reports that are simple to generate, to satisfy compliance/audit requirements. EasyLobby Solo can be used to check visitors in and out, print visitor badges, and report on visitor activity.

A thirty-day trial is available for download at: www.hidglobal.com/easylobby-demo.

IMPORTANT: EasyLobby Solo is intended for standalone workstation installations. Please review the Overview feature matrix or contact your Sales Manager for more information.

| | |
|--------------------------------|---------------------------------|
| <i>EasyLobby Solo Software</i> | <input type="checkbox"/> 011300 |
|--------------------------------|---------------------------------|

Maintenance Agreement

011310 EasyLobby Solo annual maintenance per copy (includes all updates and upgrades and support)

EasyLobby SVM

EasyLobby SVM® is the enterprise solution for processing visitors (for example, ID scanning, record creation, badge printing, Watch List screening, check in and checkout and email notification). Buy and install one copy of SVM on each Windows® workstation where visitors are processed; numerous SVM workstations may be managed through a central database (SQL Server or Oracle). EasyLobby SVM licenses may be run in operator mode, or in a self registration mode to allow visitors to check themselves in, Each EasyLobby SVM License includes an EasyLobby Administrator License.

IMPORTANT: You must purchase a separate copy of SVM for every Windows workstation where visitors are processed. For example, if a customer has 10 different sites and wants to process visitors at two stations at each site, they need to purchase a total of 20 copies of SVM. Multiple SVM workstations may share one central EasyLobby database (SQL Server or Oracle) over the customer's LAN/WAN.

| | |
|----------------------------------|---|
| <i>SVM Software (version 10)</i> | <input type="checkbox"/> EL-96000-SVM10 |
|----------------------------------|---|

| | |
|---|--|
| <i>SVM Software - Dongle (version 10)</i> | <input type="checkbox"/> EL-96000-SVM10-DONGLE |
|---|--|

Maintenance Agreement

EL-SSA-SVMS SVM one (1) year maintenance and updates for all EasyLobby maintenance releases

Note: If maintenance is added, it must be purchased on all ordered software.

Software Upgrade

EL-SVM10-UPGRD Upgrade from any older version to the latest version of SVM10



Administrator (for use with EasyLobby SVM)

Administrator is an Enterprise-class, central administration utility for EasyLobby SVM that allows for management away from the front desk. It provides the user with system administration, monitoring and reporting functionality using the SVM database. Administrator is a separate application from SVM. Install Administrator on any workstation that has network access to the SVM database. Administrator licenses are not intended for use by front desk staff and will not allow for check-in/check-out functionality.

Note: Customers receive one (1) Administrator license with each purchased version of SVM. If a customer requires additional copies of Administrator, they may purchase additional copies.

Administrator (version 10) *EL-96300-ADM10 (Check only for additional copies)*

eAdvance (for use with EasyLobby SVM)

eAdvance™ is a web-based application tightly integrated with EasyLobby SVM, which enables any authorized employee to pre-register their visitors with their own computer through the internet or intranet. The employee simply logs onto the eAdvance web server (located at your site) and completes a simple visitor registration information form. No EasyLobby SVM knowledge is required, and no additional employee training is necessary. eAdvance is an enterprise license, so customers only need one (1) copy of EasyLobby SVM station regardless of the quantity deployed or number of employees who will preregister visitors.

eAdvance Software *EL-98000-EADV10*

Software Service Agreement

EL- SSA-EADVS eAdvance one (1) year maintenance, all updates to EasyLobby SVM

Note: If maintenance is added, it must be purchased on all ordered software.

Upgrades

EL-EADV-UPGRD Upgrade from any older version to the newest eAdvance version

Satellite (for use with EasyLobby SVM)

Satellite software is used to control and monitor entry and exit at one or more internal locations or check points for visitors who have already been checked in at an EasyLobby SVM workstation. Upon arrival at a Satellite station, the visitor badge is scanned with a barcode reader. The Satellite station displays the visitor's photo, name and clearance level and immediately informs the operator whether to allow the visitor entry or deny entry. The clearance level is assigned to each visitor as part of the check in process using EasyLobby SVM. Satellite time-stamps the visitor's entry and exit at that station through a barcode scan.

Customers should purchase one (1) copy of Satellite for each check point location.

Satellite cannot create new visitor records, modify existing records, or print badges; it is a supplement to the EasyLobby SVM security architecture, not a substitute for EasyLobby SVM.

SVM Satellite *EL-96200-SAT*



Screening Services (for use with EasyLobby SVM)

Use the screening services for online checks against third-party government denied parties and sexual offenders at the time of visitor check in. **Note:** These are available in the United States only.

Government Denied Party Screening

Online Visual Compliance/Government Denied Party Screening service checks each visitor against over 50 government watch lists. Matches are displayed in about two (2) seconds. Requires an annual, per SVM station, subscription.

Sexual Offender Screening

Online screening service checks each visitor against all 50 states' registered sex offender databases. Matches are displayed in about two (2) seconds. Requires an annual, per SVM station, subscription.

Watch List Screening Services

- EL-CUST Government denied party screening service per station. Includes US domestic and international lists in query. One (1) year subscription.
- EL-CUST-BASIC Basic Government denied party screening service per station. Queries US domestic lists only. One (1) year subscription.

- EL-SOS-NONK12 Sex Offender screening (per station) – for use outside of K-12 schools. One (1) year subscription.

Hospital Patient Data Interface Software (for use with EasyLobby SVM)

Use the **HL7** package for a real-time custom interface to HL7-based patient information systems. With HL7, hospitals easily keep the EasyLobby database up-to-date for patient admissions, changing rooms, and discharges.

Note: This is not an off the shelf product and will require professional services assistance to complete the integration.

- *Please expect the lead time between the placement of the order and the start of the deployment to be about 2-4 weeks. Please contact your HID sales manager if you require a shorter deployment schedule.*
- *Unless an alternative date has been agreed on with Professional Services, all packages are set to expire 90 days after the start of the project.*
- *Follow on enhancements or modifications to an existing HL7 integration will require additional professional services and may incur an additional fee.*

- EL-PS31-PACS (Contact Sales Manager for Details) HL7 interface (hospital patient data) per database



eKiosk Self-Registration (for use with EasyLobby SVM)

If not using EasyLobby SVM client in self-registration mode, customers can use eKiosk™ for visitor self-registration on tablet computers. Please note that eKiosk is not compatible with hardware/ ID scanners listed in this document; all information must be manually entered by the visitor.

The EasyLobby eKiosk software:

- Runs on Windows, an Apple iPad, or an Android tablet device.
- Configurable self-registration screen.
- Provides ability to display PDF or HTML file for visitors to review and acknowledge or agree to terms.
- Alerts employee being visited via email when visitor has completed self-registration process and is checked-in.
- Badge printing capabilities when connected to a workstation installed with SVM.

Note: Due to the limitations of using eKiosk, it is recommended that you consult with a sales person prior to ordering.

Web-based self-registration software for tablets

- EL-97000-EKIOSK eKiosk self-registration on a tablet



K-12 - Special School Pricing for the United States

This is the same software as EasyLobby SVM, at a reduced price for K-12 school systems only in the United States. Order each part separately. Substitutions and badge stock are ordered individually at regular prices.

The visitor check in process is simple, fast and easy. Also offered is a National sex offender screening service which displays match results in just two seconds.

Benefits

- The ability to print permanent bar-code ID cards for parents and caretakers, to expedite dropping off and picking up students
- Badge volunteers and track their hours automatically.
- Scan existing student ID cards to monitor students allowed to leave school grounds during school hours (for example, high school senior lunch privileges). Contact your salesperson for details on scanning student IDs, additional programming is required.

SVM with special pricing for K-12 schools in the United States

One (1) EasyLobby SVM copy, includes Administrator software

EL-K12-SVM

Software maintenance plan (per year/SVM workstation)

EL-SSA-K12S

Note: *If maintenance is added, it must be purchased on all ordered software.*

Sex Offender screening service (per year/SVM workstation)

EL-SOS-K12



Kiosk and Self-Registration Ordering Guide (for use with EasyLobby SVM)

EasyLobby SVM includes a robust and configurable self-registration mode, which allows visitors to check-in at an unattended entrance.

The EasyLobby Self Registration mode offers a multitude of unique features and benefits:

- The ability to customize the screen image.
- Built-in support for seven (7) languages.
- The ability to select which fields are displayed onscreen and to specify required fields.
- Complete control over customizing the help text for each screen.
- The ability to enforce visitor pre-registration for check-in to ensure that only expected visitors can perform a self check-in.
- Options for displaying any document on the screen and requiring the visitor to read and agree to the conditions (with optional electronic signature capture).
- The ability to use a passport, license, or business card scanner to verify identity and capture the visitor's information automatically.
- The ability to capture the visitor's photo with a webcam.
- Automated email notification to the employee of their visitor's arrival.
- Programmable Watch List email alerts, with the ability to do Government Denied Party list screening and registered sex offender database screening.
- Visitor check out, either manually or with a barcode scan.




Note: EasyLobby does not resell any kiosk hardware. Rather, we recommend that you select a kiosk (indoor or outdoor) from one of our technology partners. Our technology partners have experience installing the EasyLobby software and ship a turnkey EasyLobby system directly to you.

| | |
|--|--|
| Mighty Touch | www.mightytouch.com |
| Kiosk Information Systems | www.kiosk.com |
| Parabit | www.parabit.com |
| Comark Corp. | www.comarkcorp.com |
| Swift~Protech | www.swiftprotech.com |
| Friendlyway (EMEA) | www.friendlyway.com |

Hardware Ordering Guide

Readers / Scanners

To make choosing the right scanning solution easier, please refer to this comparison chart. Details on all EasyLobby compatible scanning devices are listed below.

| |  |  |  |
|-----------------------|---|---|---|
| | Acuant R3 | Intellicheck IM 2000 | AssureTec ID-150 |
| Visitor Data Capture | • | • | • |
| Visitor Photo Capture | • | | • |
| Magstripe | | • | • |
| 2D Barcode | | • | • |
| OCR* | • | | |

*Optical Character Recognition

Intellicheck Driver's License Reader (for use with EasyLobby SVM)

The Intellicheck Driver's License Reader supports all US and Canadian driver licenses. Within one (1) second the License Reader reads the encoded information from the magnetic stripe or 2D barcode. In addition, while reading the card, automatically populate the appropriate fields within the EasyLobby SVM visitor form.

Note: Only data is captured, not the photo. Customers have complete control over which fields from the license are stored.



Intellicheck Driver's License Reader

EL-ITC-DCM

Intellicheck Software Library updates-1year (2nd year & beyond)

EL-ITC-DRJURD

SnapShell R3 Driver's License / Business Card Scanner (for use with EasyLobby Solo or EasyLobby SVM)

The SnapShell® is an easy to use scanner which uses Optical Character Recognition (OCR) to read the front of driver's licenses and capture the person's data / photo automatically filling the SVM visitor form.



SnapShell Driver's License Business Card Scanner

EL-SS-R3



SnapShell Passport / Driver's License / Business Card Scanner

(for use with EasyLobby Solo or EasyLobby SVM)

The **SnapShell Passport** is an easy to use scanner which uses Optical Character Recognition (OCR) to read the front of passports, driver's licenses, or business cards. Captures the person's data / photo and automatically fills the SVM visitor form.



SnapShell Passport / Driver's License / Business Card Scanner *EL-SS-PASSPORT*

ID-150 Driver's License Scanner

(for use with EasyLobby Solo or EasyLobby SVM)

The AcuantID-150 quickly and accurately captures driver's license visitor data, including the photo. The scanner simultaneously reads the magnetic stripe or 2D barcode on the license back and optically scans the license front. This scanner extracts all available data fields, as well as the photo to populate the appropriate fields in the visitor record. The Acuant Driver's License Scanner has broad international support.



The ID-150A provides the same functionality of the ID-150, plus it authenticates the validity of the license within seconds.

The ID-150 comes with a one year software and hardware warranty. After the first year, customers typically renew the warranty for continued support and maintenance which includes the following items:

- Quarterly updates to the document library
 - Roughly 75 new IDs per update
 - Continued enhancement to existing IDs
 - Ensure that there are no false positives
- Hardware Maintenance – Free product repairs

Note: Activation keys for the ID-150 Scanner will be sent via email after purchase and the completion of the Supplemental Order Form.

| | | |
|--|--------------------------|-----------------------|
| <i>AssureTec ID-150 Scanner</i> | <input type="checkbox"/> | <i>EL-AST-ID150</i> |
| <i>AssureTec ID-150A Scanner with Authentication</i> | <input type="checkbox"/> | <i>EL-AST-ID150A</i> |
| <i>AssureTec Data software Library updates-1 year (2nd year & beyond)</i> | <input type="checkbox"/> | <i>EL-AST-UPDATE</i> |
| <i>AssureTec Pro software Library updates-1 year (2nd year & beyond)</i> | <input type="checkbox"/> | <i>EL-AST-UPDATEA</i> |

Acuant ARH ComboSmart (for use with EasyLobby SVM)

The Acuant ARH ComboSmart quickly and accurately captures driver's license and passport visitor data, including the photo.

The ComboSmart A provides the same functionality of the ARH ComboSmart plus it authenticates the validity of the ID within seconds.

The ComboSmart comes with a one year software and hardware warranty. After the first year, customers typically renew the warranty for continued support and maintenance which includes the following items:

- Quarterly updates to the document library
 - Roughly 75 new IDs per update
 - Continued enhancement to existing IDs
 - Ensure that there are no false positives
- Hardware Maintenance – Free product repairs



| | |
|---|--|
| <i>AssureTec ARH ComboSmart Scanner</i> | <input type="checkbox"/> <i>EL-AST-COMBO</i> |
| <i>AssureTec ARH ComboSmart Scanner with Authentication</i> | <input type="checkbox"/> <i>EL-AST-COMBO-A</i> |
| <i>AssureTec Data software Library updates-1year(2nd year & beyond)</i> | <input type="checkbox"/> <i>EL-AST-UPDATE</i> |
| <i>AssureTec Pro software Library updates-1 year (2nd year & beyond)</i> | <input type="checkbox"/> <i>EL-AST-UPDATEA</i> |

M2SYS EasyScan Fingerprint Reader (for use with EasyLobby SVM)

The M2SYS EasyScan Fingerprint Reader reliably scans fingerprints and converts them into an algorithm, which is stored in the SVM software. No actual image of the fingerprint is stored. The ergonomic design of this fingerprint scanner ensures that a high quality image is captured with each scan. The hard, quartz-like sensor surface assures that this fingerprint reader stands the test of time, even in high throughput settings.




| | |
|------------------------------|---|
| <i>M2SYS EasyScan Reader</i> | <input type="checkbox"/> <i>EL-M2-SYS</i> |
|------------------------------|---|

Proximity Enrollment Readers

RFIdeas pcProx® Plus Card Reader (for use with EasyLobby SVM)

The pcPROX Plus dual frequency card reader enrolls a HID Prox, iCLASS, or other proximity card types into the access control system when used in conjunction with EasyLobby Access Control Integration software. The reader grants a visitor or contractor temporary access through the access control system. In addition, pcProx automatically enrolls the card in the SVM visitor form for quick visitor check in/out. Can be used for Time & Attendance.



Note: Please visit RFIDeas.com for a full list of supported card types

| | |
|---|---|
| <i>RFIdeas pcPROX Plus Card Reader (Model - 80081AKO)</i> | <input type="checkbox"/> <i>EL-RFIDEAS-80081AKO</i> |
|---|---|

ID TECH MagStripe Reader 33411 (for use with EasyLobby SVM)

The ID TECH® Magnetic Stripe Card Reader reads tracks 1 and 2 and is bi-directional for easy data capture and population of SVM visitor fields.



| | |
|---------------------------------------|--|
| <i>ID TECH MagStripe Reader 33411</i> | <input type="checkbox"/> <i>EL-IDT-33411</i> |
|---------------------------------------|--|

Printer

Dymo 450 Turbo B&W Printer (for use with EasyLobby Solo or EasyLobby SVM)

The Dymo 450 Turbo is a black and white thermal printer. The printer does not require ink and uses rolls of adhesive, non-adhesive, or self-expiring badge stock. Print within seconds.

Note: For customers that prefer to print color badges, use or buy a standard color inkjet printer and see our color badge stock options in the Badge Stock section on page 15.



Dymo 450 Turbo B&W Printer

EL-DYMO-450T

Web Camera

Logitech HD Pro Webcam C920 (for use with EasyLobby Solo or EasyLobby SVM)

The Logitech® C920 is used to capture visitor photos and places them into the SVM visitor form. The image sensor produces high quality pictures in low-light situations. The Logitech C920 is USB 2.0 High Speed certified (USB 3.0 ready).



Logitech HD Pro Webcam C920

EL-LOG-C920

Signature Pad

Topaz Systems SignatureGem LCD Tablets (for use with EasyLobby Solo or EasyLobby SVM)

The rugged Topaz Systems SignatureGem LCD tablets, use electromagnetic technology, with an active pen, to reliably capture signatures for long-term use in commercial-grade applications. The 1x5 pad is for capturing signatures only. The 4x5 pad displays any number of text screens and acquires the signature on the last screen.



Topaz 1X5 LCD SigPad

EL-TOP-1x5

Topaz 4X5 LCD SigPad

EL-TOP-4x5

Topaz SigPad Replacement Pen

EL-TOP-PEN

Barcode Scanner

Metrologic 9520 USB Barcode Scanner (for use with EasyLobby Solo or EasyLobby SVM)

The Metrologic Handheld Barcode Scanner reads the barcode from a visitor badge to automatically check the visitor in and out. Using badge templates, print a barcode on the badge, and then scan the barcode when the visitor leaves. If a visitor badge is authorized for multiple days, use the Metrologic scanner to check the visitor in and out until the badge expires. The Metrologic scanner comes with a desk stand for convenient storage.



Metrologic 9520 USB Barcode Scanner

EL-METRO-9520

Badge Stock Ordering Guide

(All badge stock is for use with EasyLobby Solo or EasyLobby SVM)


Badge Stock

6918 Dymo Printers - Black and White Stock

Badge size: 2 1/4" x 4"

Ordered in rolls of 300 badges

Self-Adhesive



6918 Dymo Printer Adhesive Badges 2 5/16" x 4"

EL-AT-6918

6918 Dymo Printer Adhesive Badges 2 5/16" x 4" – yellow tint

EL-AT-6918Y

Proximity Cards Adhesive Badge

Self-Adhesive Badge

Badge removable after check out

Badge size: 2 1/8" x 3 3/8"

Ordered in rolls of 300 badges

Perforated hole



Blank Badge



Badge Adhered to Prox Card

Proximity Card Adhesive Badge

EL-AT-2991

Dymo Printers - Black and White Badge

Badge size: 2 1/4" x 4"

Ordered in rolls of 250 badges

Clip-on or slip into a badge holder



Dymo Printer Black & White Badge

EL-DYMO-30856




Self-Expiring Adhesive Badge - Black & White


12 hour expiration, after which the **Stop** symbol bleeds through
Badge size: 2 1/4" x 4"
Ordered in rolls of 250 badges
Self-Adhesive



Role of Badges and Stickers



Badge before Expiration



Expired Badge

Self-Expiring Black & White Adhesive Badge

EL-DYMO-30911

Self-Adhesive ID Badge

Unfolded dimensions: 4" x 6"
Badge dimensions: 3 1/2" x 2 1/4"
Self-Adhesive
Replaces Avery 2941 badge
41 4" x 6" photo ID sheets, 500 sheets per pack



Self-Adhesive ID Badge

EL-AT-2941

Garment Friendly Strap Clips


Strap Clips allow the printed badges (with a punch hole) to be attached to articles of clothing.



| | |
|-------------------------------------|--|
| <i>Garment Friendly Strap Clips</i> | <input type="checkbox"/> <i>EL-STRAP-2</i> |
|-------------------------------------|--|

Color Badges - Ink Jet Printers

Print dimensions: 4" x 6".
 Badge dimensions: 3 1/2" x 2 1/4".
 Perforated for easy folding.
 Use a badge clip.
 Adhesive backing holds the two sides together.
 Replaces the discontinued Avery 2947 and Avery 2949 badge stock.



| | |
|---|--|
| <i>Color Badges (Ink Jet Printers) - 2 1/4" x 3 1/2" inches</i> | <input type="checkbox"/> <i>EL-AT-2947</i> |
|---|--|

Other Badge Stock

| | |
|--|--|
| <i>Badge stock – 4"x6" for 3"x4" , No hole</i> | <input type="checkbox"/> <i>EL-AT-34NH</i> |
| <i>Badge stock – 4"x6" for 3"x4" , Portrait with hole</i> | <input type="checkbox"/> <i>EL-AT-34PH</i> |
| <i>Badge stock – 4"x6" for 3"x4" , Landscape with hole</i> | <input type="checkbox"/> <i>EL-AT-34LH</i> |



Access Control Integration Ordering Guide

(for use with EasyLobby SVM)

The integration allows the granting of temporary card access (or barcode) to certain visitors or contractors directly from the SVM visitor form at the time of check-in. The integration pushes the visitor information and access level to the Access Control System.

With this optional software, a smart card, prox card, or barcoded badge may be temporarily provided to visitors granting access through portals such as turnstiles, doors, or an elevator.

SVM software is tightly integrated with over 50 Access Control Systems, listed below.

IMPORTANT: Before ordering, review the [EasyLobby Access Control Integration Matrix](#) to confirm the specific versions which are supported. Contact your regional sales manager if there are questions regarding the version support.

Recommended: Using a HID Professional Services™ Packages from HID can assist in project planning from start to finish. See the Professional Services offerings listed on page 24 of this document.

| | |
|--|---|
| Maintenance (includes upgrades) | <input type="checkbox"/> EL-SSA-ACIS |
|--|---|

If maintenance is added, it must be purchased on all software ordered.

AAM Systems

| | |
|------------|---------------------------------------|
| APACS 3000 | <input type="checkbox"/> EL-ACI-APACS |
|------------|---------------------------------------|

| | |
|--------------------------|---|
| Upgrade (Latest Version) | <input type="checkbox"/> EL-ACI-UPGRD-APACS |
|--------------------------|---|

AMAG

| | |
|------|--------------------------------------|
| AMAG | <input type="checkbox"/> EL-ACI-AMAG |
|------|--------------------------------------|

| | |
|--------------------------|--|
| Upgrade (Latest Version) | <input type="checkbox"/> EL-ACI-UPGRD-AMAG |
|--------------------------|--|

Amano

| | |
|-------|---------------------------------------|
| Amano | <input type="checkbox"/> EL-ACI-AMANO |
|-------|---------------------------------------|

| | |
|--------------------------|---|
| Upgrade (Latest Version) | <input type="checkbox"/> EL-ACI-UPGRD-AMANO |
|--------------------------|---|

Avigilon

| | |
|----------|--|
| Avigilon | <input type="checkbox"/> EL-ACI-AVIGILON |
|----------|--|

| | |
|--------------------------|--|
| Upgrade (Latest Version) | <input type="checkbox"/> Contact Sales Manager |
|--------------------------|--|

Bosch

| | |
|-----------|--|
| Bosch AEC | <input type="checkbox"/> EL-ACI-BOSCHAEC |
|-----------|--|

| | |
|--------------------------|--|
| Upgrade (Latest Version) | <input type="checkbox"/> Contact Sales Manager |
|--------------------------|--|

| | |
|-----------|--|
| Bosch BIS | <input type="checkbox"/> EL-ACI-BOSCHBIS |
|-----------|--|

| | |
|--------------------------|--|
| Upgrade (Latest Version) | <input type="checkbox"/> Contact Sales Manager |
|--------------------------|--|



Brivo

| | |
|---------------------------------|--|
| <i>Brivo</i> | <input type="checkbox"/> <i>EL-ACI-BRIVO</i> |
| <i>Upgrade (Latest Version)</i> | <input type="checkbox"/> <i>EL-ACI-UPGRD-BRIVO</i> |

Cansec

| | |
|---------------------------------|--|
| <i>Cansec Hurricane</i> | <input type="checkbox"/> <i>EL-ACI-HUR</i> |
| <i>Upgrade (Latest Version)</i> | <input type="checkbox"/> <i>EL-ACI-UPGRD-HUR</i> |

Cisco

| | |
|---------------------------------|--|
| <i>Cisco CPAM</i> | <input type="checkbox"/> <i>EL-ACI-CISCO</i> |
| <i>Upgrade (Latest Version)</i> | <input type="checkbox"/> <i>EL-ACI-UPGRD-CISCO</i> |

Cogito

| | |
|---------------------------------|---|
| <i>Cogito</i> | <input type="checkbox"/> <i>EL-ACI-COGITO</i> |
| <i>Upgrade (Latest Version)</i> | <input type="checkbox"/> <i>EL-ACI-UPGRD-COGITO</i> |

Continental

| | |
|-------------------------------------|---|
| <i>Continental Card Access 3000</i> | <input type="checkbox"/> <i>EL-ACI-CNTL</i> |
| <i>Upgrade (Latest Version)</i> | <input type="checkbox"/> <i>EL-ACI-UPGRD-CNTL</i> |

Delta Controls

| | |
|---------------------------------|--|
| <i>Delta Controls</i> | <input type="checkbox"/> <i>EL-ACI-DELTA</i> |
| <i>Upgrade (Latest Version)</i> | <input type="checkbox"/> <i>EL-ACI-UPGRD-DELTA</i> |

DSX

| | |
|---------------------------------|--|
| <i>WinDSX</i> | <input type="checkbox"/> <i>EL-ACI-DSX</i> |
| <i>Upgrade (Latest Version)</i> | <input type="checkbox"/> <i>EL-ACI-UPGRD-DSX</i> |

Falco

| | |
|---------------------------------|--|
| <i>Falco</i> | <input type="checkbox"/> <i>EL-ACI-FALCO</i> |
| <i>Upgrade (Latest Version)</i> | <input type="checkbox"/> <i>EL-ACI-UPGRD-FALCO</i> |

Gallagher Cardax

| | |
|---------------------------------|---|
| <i>Gallagher Cardax FT</i> | <input type="checkbox"/> <i>EL-ACI-CARDAX</i> |
| <i>Upgrade (Latest Version)</i> | <input type="checkbox"/> <i>EL-ACI-UPGRD-CARDAX</i> |



GE Security

| | | |
|---------------------------------|--------------------------|---------------------------|
| <i>GE Diamond II</i> | <input type="checkbox"/> | <i>EL-ACI-GEDIA</i> |
| <i>Upgrade (Latest Version)</i> | <input type="checkbox"/> | <i>EL-ACI-UPGRD-GEDIA</i> |
| <hr/> | | |
| <i>GE Facility Commander</i> | <input type="checkbox"/> | <i>EL-ACI-GEFC</i> |
| <i>Upgrade (Latest Version)</i> | <input type="checkbox"/> | <i>EL-ACI-UPGRD-GEFC</i> |
| <hr/> | | |
| <i>GE Picture Perfect</i> | <input type="checkbox"/> | <i>EL-ACI-GEPP</i> |
| <i>Upgrade (Latest Version)</i> | <input type="checkbox"/> | <i>EL-ACI-UPGRD-GEPP</i> |

Genetec

| | | |
|---------------------------------|--------------------------|-----------------------------|
| <i>Genetec Security Center</i> | <input type="checkbox"/> | <i>EL-ACI-GENETEC</i> |
| <i>Upgrade (Latest Version)</i> | <input type="checkbox"/> | <i>EL-ACI-UPGRD-GENETEC</i> |

Hartmann Controls

| | | |
|---------------------------------|--------------------------|------------------------------|
| <i>Hartmann</i> | <input type="checkbox"/> | <i>EL-ACI-HARTMANN</i> |
| <i>Upgrade (Latest Version)</i> | <input type="checkbox"/> | <i>EL-ACI-UPGRD-HARTMANN</i> |

Hirsch

| | | |
|---------------------------------|--------------------------|----------------------------|
| <i>Hirsch Velocity</i> | <input type="checkbox"/> | <i>EL-ACI-HIRSCH</i> |
| <i>Upgrade (Latest Version)</i> | <input type="checkbox"/> | <i>EL-ACI-UPGRD-HIRSCH</i> |

Honeywell

| | | |
|---------------------------------|--------------------------|------------------------------|
| <i>Honeywell EBI</i> | <input type="checkbox"/> | <i>EL-ACI-EBI</i> |
| <i>Upgrade (Latest Version)</i> | <input type="checkbox"/> | <i>Contact Sales Manager</i> |
| <hr/> | | |
| <i>Honeywell ProWatch</i> | <input type="checkbox"/> | <i>EL-ACI-HPW</i> |
| <i>Upgrade (Latest Version)</i> | <input type="checkbox"/> | <i>EL-ACI-UPGRD-HPW</i> |
| <hr/> | | |
| <i>Honeywell WinPak</i> | <input type="checkbox"/> | <i>EL-ACI-NWP</i> |
| <i>Upgrade (Latest Version)</i> | <input type="checkbox"/> | <i>EL-ACI-UPGRD-NWP</i> |

IDenticard

| | | |
|---------------------------------|--------------------------|----------------------------|
| <i>IDenticard PremiSys</i> | <input type="checkbox"/> | <i>EL-ACI-IDENTC</i> |
| <i>Upgrade (Latest Version)</i> | <input type="checkbox"/> | <i>EL-ACI-UPGRD-IDENTC</i> |
| <hr/> | | |
| <i>IDenticard IDentiPASS</i> | <input type="checkbox"/> | <i>EL-ACI-IDENTP</i> |
| <i>Upgrade (Latest Version)</i> | <input type="checkbox"/> | <i>EL-ACI-UPGRD-IDENTP</i> |

Inner Range Pty. Ltd.

| | | |
|---------------------------------|--------------------------|--------------------------|
| <i>Inner Range Insight</i> | <input type="checkbox"/> | <i>EL-ACI-INNR</i> |
| <i>Upgrade (Latest Version)</i> | <input type="checkbox"/> | <i>EL-ACI-UPGRD-INNR</i> |



Johnson Controls

| | |
|---------------------------------|--|
| <i>JCI Pegasys P2000</i> | <input type="checkbox"/> <i>EL-ACI-JCI</i> |
| <i>Upgrade (Latest Version)</i> | <input type="checkbox"/> <i>EL-ACI-UPGRD-JCI</i> |

Kantech

| | |
|---------------------------------|--|
| <i>Kantech EntraPass</i> | <input type="checkbox"/> <i>EL-ACI-KAN</i> |
| <i>Upgrade (Latest Version)</i> | <input type="checkbox"/> <i>EL-ACI-UPGRD-KAN</i> |

Keri Systems

| | |
|---------------------------------|---|
| <i>Keri Systems Eclipse 700</i> | <input type="checkbox"/> <i>EL-ACI-KERI</i> |
| <i>Upgrade (Latest Version)</i> | <input type="checkbox"/> <i>EL-ACI-UPGRD-KERI</i> |

Keyscan

| | |
|---------------------------------|---|
| <i>Keyscan</i> | <input type="checkbox"/> <i>EL-ACI-KEYS</i> |
| <i>Upgrade (Latest Version)</i> | <input type="checkbox"/> <i>EL-ACI-UPGRD-KEYS</i> |

Lenel

| | |
|---------------------------------|--|
| <i>Lenel OnGuard</i> | <input type="checkbox"/> <i>EL-ACI-LENEL</i> |
| <i>Upgrade (Latest Version)</i> | <input type="checkbox"/> <i>EL-ACI-UPGRD-LENEL</i> |

Matrix

| | |
|---------------------------------|---|
| <i>Matrix Frontier</i> | <input type="checkbox"/> <i>EL-ACI-MATRIX</i> |
| <i>Upgrade (Latest Version)</i> | <input type="checkbox"/> <i>EL-ACI-UPGRD-MATRIX</i> |

MDI

| | |
|---------------------------------|--|
| <i>MDI SAFEnet</i> | <input type="checkbox"/> <i>EL-ACI-MDI</i> |
| <i>Upgrade (Latest Version)</i> | <input type="checkbox"/> <i>EL-ACI-UPGRD-MDI</i> |

Niagara

| | |
|---------------------------------|--|
| <i>Niagara</i> | <input type="checkbox"/> <i>EL-ACI-NIAGARA</i> |
| <i>Upgrade (Latest Version)</i> | <input type="checkbox"/> <i>EL-ACI-UPGRD-NIAGARA</i> |

Open Options

| | |
|---------------------------------|---|
| <i>Open Options DNA Fusion</i> | <input type="checkbox"/> <i>EL-ACI-OPEN</i> |
| <i>Upgrade (Latest Version)</i> | <input type="checkbox"/> <i>EL-ACI-UPGRD-OPEN</i> |

Pacom

| | |
|---------------------------------|--|
| <i>Pacom GMS</i> | <input type="checkbox"/> <i>EL-ACI-PCM</i> |
| <i>Upgrade (Latest Version)</i> | <input type="checkbox"/> <i>EL-ACI-UPGRD-PCM</i> |

Paxton

| | | |
|---------------------------------|--------------------------|----------------------------|
| <i>Paxton Net2</i> | <input type="checkbox"/> | <i>EL-ACI-PAXTON</i> |
| <i>Upgrade (Latest Version)</i> | <input type="checkbox"/> | <i>EL-ACI-UPGRD-PAXTON</i> |

PCSC

| | | |
|---------------------------------|--------------------------|--------------------------|
| <i>PCSC LinC-NXG</i> | <input type="checkbox"/> | <i>EL-ACI-PCSC</i> |
| <i>Upgrade (Latest Version)</i> | <input type="checkbox"/> | <i>EL-ACI-UPGRD-PCSC</i> |

RBH

| | | |
|---------------------------------|--------------------------|---------------------------|
| <i>Axiom</i> | <input type="checkbox"/> | <i>EL-ACI-AXIOM</i> |
| <i>Upgrade (Latest Version)</i> | <input type="checkbox"/> | <i>EL-ACI-UPGRD-AXIOM</i> |

RS2

| | | |
|---------------------------------|--------------------------|-------------------------|
| <i>RS2 Access It!</i> | <input type="checkbox"/> | <i>EL-ACI-RS2</i> |
| <i>Upgrade (Latest Version)</i> | <input type="checkbox"/> | <i>EL-ACI-UPGRD-RS2</i> |

S2

| | | |
|---------------------------------|--------------------------|------------------------|
| <i>S2 Netbox</i> | <input type="checkbox"/> | <i>EL-ACI-S2</i> |
| <i>Upgrade (Latest Version)</i> | <input type="checkbox"/> | <i>EL-ACI-UPGRD-S2</i> |

Schlage

| | | |
|---------------------------------|--------------------------|-----------------------------|
| <i>Schlage SMS</i> | <input type="checkbox"/> | <i>EL-ACI-SCHLAGE</i> |
| <i>Upgrade (Latest Version)</i> | <input type="checkbox"/> | <i>EL-ACI-UPGRD-SCHLAGE</i> |

Schneider Electric

| | | |
|---------------------------------|--------------------------|--------------------------|
| <i>TAC Continuum</i> | <input type="checkbox"/> | <i>EL-ACI-TACC</i> |
| <i>Upgrade (Latest Version)</i> | <input type="checkbox"/> | <i>EL-ACI-UPGRD-TACC</i> |

TAC Continuum

| | | |
|---------------------------------|--------------------------|--------------------------|
| <i>TAC-I/NET</i> | <input type="checkbox"/> | <i>EL-ACI-TACI</i> |
| <i>Upgrade (Latest Version)</i> | <input type="checkbox"/> | <i>EL-ACI-UPGRD-TACI</i> |

Sielox

| | | |
|---------------------------------|--------------------------|-------------------------|
| <i>Sielox Pinnacle</i> | <input type="checkbox"/> | <i>EL-ACI-SLX</i> |
| <i>Upgrade (Latest Version)</i> | <input type="checkbox"/> | <i>EL-ACI-UPGRD-SLX</i> |

Siemens

| | | |
|---------------------------------|--------------------------|----------------------------|
| <i>Siemens SiPass</i> | <input type="checkbox"/> | <i>EL-ACI-SIPASS</i> |
| <i>Upgrade (Latest Version)</i> | <input type="checkbox"/> | <i>EL-ACI-UPGRD-SIPASS</i> |



Software House CCure

| | |
|---|---|
| <i>Software House C•CURE 800 / 8000</i> | <input type="checkbox"/> <i>EL-ACI-CCURE8</i> |
| <i>Upgrade (Latest Version)</i> | <input type="checkbox"/> <i>EL-ACI-UPGRD-CCURE8</i> |

| | |
|---|---|
| <i>Software House C•CURE 800 / 8000</i> | <input type="checkbox"/> <i>EL-ACI-CCURE9</i> |
| <i>Upgrade (Latest Version)</i> | <input type="checkbox"/> <i>EL-ACI-UPGRD-CCURE9</i> |

Synergistics

| | |
|---------------------------------|--|
| <i>Synergistics Presidio</i> | <input type="checkbox"/> <i>EL-ACI-SYN</i> |
| <i>Upgrade (Latest Version)</i> | <input type="checkbox"/> <i>EL-ACI-UPGRD-SYN</i> |

System Galaxy

| | |
|---------------------------------|---|
| <i>System Galaxy</i> | <input type="checkbox"/> <i>EL-ACI-GALAXY</i> |
| <i>Upgrade (Latest Version)</i> | <input type="checkbox"/> <i>EL-ACI-UPGRD-GALAXYAccess Control Integration Drop Box Ordering Guide</i> |

ACI Drop Box

The "drop box" add on for access control systems allows customers to designate one or more exit readers where visitors leave the facility and "drop" their loaned access card into a box where it is read by the reader, and collected to be re-used. Once a card is read by a designated exit reader, the access control system matches the card number to the temporary visitor card holder record created by EasyLobby, and tells the EasyLobby database to automatically check the visitor out (time and date stamp is stored in the EasyLobby database).

ACI Drop Box

| | |
|---|--|
| <i>Software House C•CURE 9000</i> | <input type="checkbox"/> <i>EL-ACI-CCURE9-DROPBOX</i> |
| <i>Cogito</i> | <input type="checkbox"/> <i>EL-ACI-COGITO-DROPBOX</i> |
| <i>Genetec</i> | <input type="checkbox"/> <i>EL-ACI-GENETEC-DROPBOX</i> |
| <i>JCI Pegasus P2000</i> | <input type="checkbox"/> <i>EL-ACI-JCI-DROPBOX</i> |
| <i>S2</i> | <input type="checkbox"/> <i>EL-ACI-S2-DROPBOX</i> |
| <i>Schneider Electric TAC Continuum</i> | <input type="checkbox"/> <i>EL-ACI-TACC-DROPBOX</i> |



Professional Services Packages Ordering Guide

Using an HID Professional Services Package can assist in project planning from start to finish. This consultative approach identifies technical complexities and risks up front – finding the best integration pathways, providing options, and deploying the right solution to ensure success. The Advanced EasyLobby Deployment package includes 8 hours of implementation advice, remote installation, and configuration assistance specifically designed for a single physical access control integration implementation.

For onsite support, training, and additional questions, consult your sales representative.

| | | |
|--|--------------------------|------------------------|
| <i>Implementation for up to three (3) SVM workstations</i> | <input type="checkbox"/> | <i>EL-PS42-01-PACS</i> |
| <i>Implementation for one (1) eAdvance</i> | <input type="checkbox"/> | <i>EL-PS42-02-PACS</i> |
| <i>Integration with PACS systems</i> | <input type="checkbox"/> | <i>EL-PS42-03-PACS</i> |
| <i>Custom Training</i> | <input type="checkbox"/> | <i>EL-PS43-PACS</i> |
