

## ENVIRONMENTAL PRODUCT DECLARATION

# iCLASS SE RP40 READER

ASSA ABLOY / HID GLOBAL



HID Global is committed to providing products and services that are environmentally sound throughout the entire production process and the product lifecycle. Our unconditional aim is to make sustainability a central part of our business philosophy and culture, but even more important is the job of integrating sustainability into our business strategy. The employment of EPDs will help architects, consultants, designers, general contractors, and LEED practitioners select environmentally preferable security solutions. This EPD provides detailed requirements with which to evaluate the environmental impacts related to producing and using security solutions. HID Global will continue our efforts to protect the environment and will utilize the EPD as one means to document those efforts.



# ENVIRONMENTAL PRODUCT DECLARATION




**HID Global**  
Access control systems – iCLASS SE RP40

According to EN 15804 and ISO 14025  
Dual Recognition by UL Environment and Institut Bauen und Umwelt e.V.




This declaration is an environmental product declaration (EPD) in accordance with ISO 14025. EPDs rely on Life Cycle Assessment (LCA) to provide information on a number of environmental impacts of products over their life cycle. **Exclusions:** EPDs do not indicate that any environmental or social performance benchmarks are met, and there may be impacts that they do not encompass. LCAs do not typically address the site-specific environmental impacts of raw material extraction, nor are they meant to assess human health toxicity. EPDs can complement but cannot replace tools and certifications that are designed to address these impacts and/or set performance thresholds – e.g. Type 1 certifications, health assessments and declarations, environmental impact assessments, etc. **Accuracy of Results:** EPDs regularly rely on estimations of impacts, and the level of accuracy in estimation of effect differs for any particular product line and reported impact. **Comparability:** EPDs are not comparative assertions and are either not comparable or have limited comparability when they cover different life cycle stages, are based on different product category rules or are missing relevant environmental impacts. EPDs from different programs may not be comparable.



PROGRAM OPERATOR	UL Environment
DECLARATION HOLDER	ASSA ABLOY / HID Global
ULE DECLARATION NUMBER	4786980837.103.1
IBU DECLARATION NUMBER	EPD-ASA-20150218-IBA1-EN
DECLARED PRODUCT	iCLASS SE RP40 Reader
REFERENCE PCR	IBU Part B: Requirements of the EPD for Electronic Access Control Systems, 11-2013
DATE OF ISSUE	08/17/2015
PERIOD OF VALIDITY	5 years
SCOPE	This EPD is Manufacturer Declaration (1a) – Declaration of a specific product from a manufacturer's plant. The owner of the declaration shall be liable for the underlying information and evidence.
CONTENTS OF THE DECLARATION	Product definition Information about basic material and the material's origin Description of the product's manufacture Indication of product processing Life cycle assessment results Testing results and verifications
The PCR review was conducted by:	
The CEN Norm EN 15804 serves as the core PCR. This declaration was independently verified in accordance with ISO 14025 by Underwriters Laboratories <input type="checkbox"/> INTERNAL <input checked="" type="checkbox"/> EXTERNAL	 WadeStout, UL Environment
This life cycle assessment was independently verified in accordance with ISO 14044 and the reference PCR by:	IBU – Institut Bauen und Umwelte e.V.



## 1. General Information

<p><b>HID Global</b></p> <p><b>Programme holder</b> IBU - Institut Bauen und Umwelt e.V. Panoramastr. 1 10178 Berlin Germany</p> <p><b>Declaration number</b> EPD-ASA-20150218-IBA1-EN</p> <hr/> <p><b>This Declaration is based on the Product Category Rules:</b> Electronic Access Control Systems, 11-2013 (PCR tested and approved by the independent expert committee (SVR))</p> <hr/> <p><b>Issue date</b> 17.08.2015</p> <hr/> <p><b>Valid to</b> 16.08.2020</p> <p></p> <hr/> <p>Prof. Dr.-Ing. Horst J. Bossenmayer (President of Institut Bauen und Umwelt e.V.)</p> <p></p> <hr/> <p>Dr.-Ing. Burkhard Lehmann (Managing Director IBU)</p>	<p><b>iCLASS SE RP40</b></p> <p><b>Owner of the Declaration</b> ASSA ABLOY (HID Global) 611 Center Ridge Drive Austin, TX 78753 USA</p> <hr/> <p><b>Declared product / Declared unit</b> This Declaration represents 1 card reader model iCLASS SE RP40, with pigtail, including all custom configurations.</p> <hr/> <p><b>Scope:</b> The Life Cycle Assessment is based on data collected by the contract manufacturer of the RP40 at their production facility located in Philippines. The owner of the declaration shall be liable for the underlying information and evidence; the IBU shall not be liable with respect to manufacturer information, life cycle assessment data and evidences.</p> <hr/> <p><b>Verification</b></p> <p>The CEN Standard EN 15804 serves as the core PCR Independent verification of the declaration and data according to ISO 14025</p> <p><input type="checkbox"/> internally    <input checked="" type="checkbox"/> externally</p> <p></p> <hr/> <p>Dr. Wolfram Trinius (Independent verifier appointed by SVR)</p>
---	--

## 2. Product

### 2.1 Product description

The iCLASS SE RP40 reader, produced by HID Global, an ASSA ABLOY Group brand, is a device that communicates with a personalized credential via RF technology.

The reader collects identity information from the credential and passes it along to a secured control unit via electrical cable. The control unit then grants or denies access to the credential holder. The reader is capable of communications using a high or low frequency RF signal and able to communicate with several credential formats. Also factory settings can be updated to various configurations allowing the reader flexibility in its function.

Supported credential formats:

- iCLASS SE (Cards/Tags/Fobs)
- SE for DESFire EV1 (Cards)
- SE for MIFARE Classic (Cards/Tags/Fobs)
- HID Prox / AWID (Cards/Tags/Fobs)
- Indala Prox (Cards/Tags/Fobs)

Configurable functions:

- LED function
- Audible signal (Beep)
- Communication format

- Optical Tamper

### 2.2 Application

The iCLASS SE RP40 reader is suitable for indoor and outdoor use, where ID authentication is required. Common applications include: Commercial buildings, Industrial buildings, Government buildings, Military installations, Education establishments, Healthcare buildings.

### 2.3 Technical Data

The table presents the technical properties of iCLASS SE RP40 reader:

#### Technical data

Parameter	Value	Unit
Mounting	Wall Switch Size	-
Power supply	5-16VDC	V
Current Requirements	100mA	A
Operating Temperature	-35 to 65	°C
Operating Humidity	5% to 95%	%
Transmit Frequency	13.56MHz and 125kHz	kHz
Power Input "Standby"	1.36	W
Power Input "Operation"	1.6	W



## 2.4 Placing on the market / Application rules

### Compliance with US, Canada, and CB Scheme Safety:

- UL294-The Standard of Safety for Access Control System Units
- C22.2 No. 205 Signal Equipment
- CB Certificate US-21166-UL

### Compliance with US and Canada Unlicensed Radios:

- US FCC Radio Certification 47 CFR Part 15, Subpart C
- Canada Radio Certification RSS-210 Issue 8: 2010

### Compliance with the European Union R&TTE Directive:

The products are subject to CE marking according to the relevant harmonization legislation. Affixing the CE marking to the products means the compliance of the product with the a. m. Directive.

The following standards apply:

- EN 60950-1: 2006/ All: 2009 +A1:2010 +A12:2011 - Information technology equipment - Safety - Part1: General requirements
- EN 301 489-1 V1.9.2 - Common Technical Requirements
- EN 301 489-3 V1.6.1 - Specific conditions for Short-Range Devices (SRD) operating on frequencies between 9 kHz and 40 GHz
- EN 50130-4:2011 - Alarm systems – Electromagnetic Compatibility and Environmental test methods
- ETSI EN 300 330-2 V1.5.1 Electromagnetic Compatibility and Radio spectrum Matters (ERM); Short Range Devices (SRD); Radio equipment in the frequency range 9 kHz to 25 MHz and inductive loop systems in the frequency range 9 kHz to 30 MHz; Part 2: Harmonized EN covering the essential requirements of article 3.2 of the R&TTE Directive

### Compliance with the RoHS2 Directive

The products are subject to CE marking according to the relevant harmonization legislation. Affixing the CE marking to the products means the compliance of the product with the a. m. Directive.

The following standard applies:

- EN 50581:2012 – RoHS2 Conformity

## 2.5 Delivery status

Each reader unit is delivered individually packaged with mounting plate, and mounting hardware. Packaged reader dimensions: 3.3" x 4.8" x 1.0" (8.4cm x 12.2cm x 2.4cm).

## 2.6 Base materials / Ancillary materials

The average composition of iCLASS SE RP40 reader is as following:

Component	Percentage in mass (%)
Plastics	62.2
Stainless Steel	3.2
Glass	9.3
Electronics (signal-power)	16.9
Electronics (signal)	0.9

Component	Percentage in mass (%)
Electro-mechanics (cables)	7.5
<b>Total</b>	<b>100.0</b>

## 2.7 Manufacture

The iCLASS SE RP40 is assembled at a contract manufacturer's production facility in the Philippines. The injection molded parts are purchased from an external supplier. The electronic components, including PCB, are purchased externally and assembled at the contract manufacturer's production facility. During assembly the individual parts are assembled into the reader bezel and then potted into place. The assembled reader is then packaged with the mounting plate and hardware for shipment.

## 2.8 Environment and health during manufacturing

The Management System of the contract manufacturer has been assessed and certified as meeting the requirements of ISO 14001:2004 standard. In addition, industrial safety is certified as compliant to OHSAS 18001 standard.

## 2.9 Product processing/Installation

iCLASS SE RP40 readers are installed by trained product integrators or by the product end user. Installation instructions are included with each reader unit.

## 2.10 Packaging

The reader is packed in a cardboard box. Also included in the packaging are paper installation instructions, and a plastic bag containing the connectors and mounting hardware. Packaging materials shall be collected separately for recycling.

Material	Value (%)
Cardboard/ Paper	98.02
Plastics	1.98
<b>Total</b>	<b>100.0</b>

## 2.11 Condition of use

No auxiliary or consumable materials are incurred for maintenance and usage of the reader. Repairs or replacement are not usually necessary. No cleaning efforts need to be taken into consideration.

## 2.12 Environment and health during use

There are no interactions between products, the environment and health.

## 2.13 Reference service life

The service life of the iCLASS SE RP40 reader is estimated to be 30 years. This number is based on the most conservative Mean Time Between Failure (MTBF) data available for the reader components at elevated operation temperatures. MTBF of 270110 hours at 65°C.

## 2.14 Extraordinary effects

### Fire

The external housing of the RP40, consisting of the bezel and mounting plate, are constructed from polycarbonate resin thermoplastic. The housing material, and thus the reader as a whole unit, has been classified as having a UL94 HB Flame Rating. A UL94 Flame Rating of HB indicates: slow burning on a



horizontal specimen; burning rate < 76 mm/min for thickness < 3 mm and burning stops before 100 mm.

**Water**

No substances are used on the device, which could have a negative impact on ecological water quality on contact with water.

**Mechanical destruction**

No danger to the environment can be anticipated during mechanical destruction.

**2.15 Re-use stage**

The following possibilities arise with reference to the material composition of the reader.

**Re-use**

During the reference service life, the reader can be disconnected and dismantled then remounted and attached elsewhere.

**Material Recycling**

The card reader can be recycled according to local electronics recycling options offered by municipalities, electronics recyclers or garbage haulers.

**2.16 Disposal**

Packaging components incurred during installation are directed to local paper and cardboard recyclers.

The product can be mechanically disassembled to separate different materials. For this, collection rate of 5% was assumed. The rest is disposed as a construction waste for landfill.

**2.17 Further information**

More information on ASSA ABLOY (HID Global) and iCLASS SE readers is available by:

ASSA ABLOY (HID Global)  
611 Center Ridge Drive  
Austin, TX 78753  
USA  
Tel: 512-776-9000  
Internet: [www.hidglobal.com](http://www.hidglobal.com)

**3. LCA: Calculation rules**

**3.1 Declared Unit**

The declaration refers to the functional unit of 1 piece of iCLASS SE RP40 reader as specified in Part B requirements on the EPD for Electronic Access Control Systems /IBU PCR Part B/.

**Declared unit**

Name	Value	Unit
Declared unit	1	piece of iCLASS SE RP40
Mass (without packaging)	0.27	kg
Conversion factor to 1 kg	3.72	-

**3.2 System boundary**

Type of the EPD: cradle to gate - with options  
The following life cycle stages were considered:  
Production stage:

- A1 – Raw material extraction and processing
- A2 – Transport to the manufacturer and
- A3 – Manufacturing.

**Construction stage:**

- A4 - Transport from the gate to the site
- A5 – Packaging waste processing

Use stage related to the operation of the building includes:

- B6 – Operational energy use (Energy consumption for lock operation)

**End-of-life stage:**

- C2 – Transport to waste processing,
- C3 – Waste processing for recycling and
- C4 – Disposal (landfill).

These information modules include provision and transport of all materials, products, as well as energy and water provisions, waste processing up to the end-of-waste state or disposal of final residues.

**Module D:**

- Declaration of all benefits or recycling potential from EoL and A5

**3.3 Estimates and assumptions**

**Use stage:**

For the use stage, it is assumed that the iCLASS SE RP40 reader is used in the United States of America, thus an US electricity grid mix is considered within this stage.

**EoL:**

In the End-of-Life stage of the product, a recycling scenario with a 5% collection rate was assumed. For packaging material, a 100% collection rate was assumed.

**3.4 Cut-off criteria**

In the assessment, all available data from the production process are considered, i.e. all raw materials used, auxiliary materials (e.g. lubricants), thermal energy consumption and electric power consumption - including material and energy flows contributing less than 1% of mass or energy (if available). In case a specific flow contributing less than 1% in mass or energy is not available, worst case assumption proxies are selected to represent the respective environmental impacts.

Impacts relating to the production of machines and facilities required during production are out of the scope of this assessment.

**3.5 Background data**

For life cycle modeling of the considered products, the GaBi 6 Software System for Life Cycle Engineering, developed by thinkstep AG, is used /GaBi 6 2013/. The GaBi-database contains consistent and documented datasets which are documented in the online GaBi-documentation /GaBi 6 2013D/. To ensure comparability of results in the LCA, the

basic data of GaBi database were used for energy, transportation and auxiliary materials.

### 3.6 Data quality

The requirements for data quality and background data correspond to the specifications of the /IBU PCR PART A/.

thinkstep AG performed a variety of tests and validations during the commission of the present study in order to ensure its quality of the present document and results. This obviously includes an extensive review of project-specific LCA models as well as the background data used.

The technological background of the collected data reflects the physical reality of the declared products. The datasets are complete and conform to the system boundaries and the criteria for the exclusion of inputs and outputs.

All relevant background datasets are taken from the GaBi 6 software database. The last revision of the used background data has taken place not longer than 10 years ago.

### 3.7 Period under review

The period under review is 2013/14 (12 month average).

### 3.8 Allocation

Regarding incineration, the software model for the waste incineration plant (WIP) is adapted according to the material composition and heating value of the combusted material. Following specific life cycle inventories for the WIP are considered:

- Waste incineration of plastic
- Waste incineration of paper
- Waste incineration of electronic scrap

Regarding the recycling material of metals, the metal parts in the EoL are declared as end-of-waste status. Thus, these materials are considered in module D. Specific information on allocation within the background data is given in the GaBi dataset documentation.

### 3.9 Comparability

Basically, a comparison or an evaluation of EPD data is only possible if all the data sets to be compared were created according to /EN 15804/ and the building context, respectively the product-specific characteristics of performance, are taken into account.

## 4. LCA: Scenarios and additional technical information

### Installation into the building (A5)

Name	Value	Unit
Output substances following waste treatment on site (Paper packaging)	0.0644	kg
Output substances following waste treatment on site (Plastic packaging)	0.0013	kg

### Reference service life

Name	Value	Unit
Reference service life	30	a

### Operational energy use (B6)

Name	Value	Unit
Electricity consumption	342.52	kWh
Years in use	30	Years
Days per year in use	365	Days
Hours per day in on mode	1	h
Hours per day in stab-by mode	23	h
Power consumption on mode	1.6	W
Power consumption stand-by mode	1.36	W

### End of life (C2-C4)

Name	Value	Unit
Collected separately plastics, stainless steel, electronics	0.0122	kg
Collected as mixed construction waste construction waste for landfilling	0.2566	kg
Reuse plastic parts	0.0084	kg
Recycling stainless steel, electronics	0.0038	kg
Landfilling - Construction waste for landfill	0.2566	kg

### Reuse, recovery and/or recycling potentials (D), relevant scenario information

Name	Value	Unit
------	-------	------

Collected separately waste Card reader (including packaging)	0.3344	kg
Recycling stainless steel	0.13	%
Recycling electronics	1.01	%
Thermal treatment (plastics)	2.50	%
Loss Construction waste for landfilling (no recycling potential)	76.71	%
Reuse packaging (paper)	19.26	%
Reuse packaging (plastics)	0.39	%

## 5. LCA: Results

Results shown below were calculated using CML 2000 – Apr. 2013 Methodology.

### DESCRIPTION OF THE SYSTEM BOUNDARY (X = INCLUDED IN LCA; MND = MODULE NOT DECLARED)

PRODUCT STAGE					CONSTRUCTION PROCESS STAGE	USE STAGE							END OF LIFE STAGE				BENEFITS AND LOADS BEYOND THE SYSTEM BOUNDARIES
Raw material supply	Transport	Manufacturing	Transport from the gate to the site	Assembly	Use	Maintenance	Repair	Replacement <sup>(1)</sup>	Refurbishment <sup>(1)</sup>	Operational energy use	Operational water use	De-construction demolition	Transport	Waste processing	Disposal	Reuse-Recovery-Recycling-potential	
A1	A2	A3	A4	A5	B1	B2	B3	B4	B5	B6	B7	C1	C2	C3	C4	D	
X	X	X	X	X	MND	MND	MND	MND	MND	X	MND	MND	X	X	X	X	

### RESULTS OF THE LCA - ENVIRONMENTAL IMPACT: One piece of iCLASS SE RP40 reader

Parameter	Parameter	Unit	A1 - A3	A4	A5	B6	C2	C3	C4	D
GWP	Global warming potential	[kg CO <sub>2</sub> -Eq.]	4.95E+00	9.48E-02	9.12E-02	2.42E+02	7.94E-04	2.68E-03	4.41E-01	-1.15E+00
ODP	Depletion potential of the stratospheric ozone layer	[kg CFC11-Eq.]	1.15E-09	3.80E-13	4.17E-13	8.37E-08	3.80E-15	1.83E-12	1.30E-12	-1.10E-10
AP	Acidification potential of land and water	[kg SO <sub>2</sub> -Eq.]	2.96E-02	1.95E-03	2.08E-05	8.17E-01	3.63E-06	1.26E-05	1.15E-04	-1.12E-02
EP	Eutrophication potential	[kg (PO <sub>4</sub> ) <sup>3-</sup> -Eq.]	2.48E-03	2.18E-04	3.63E-06	4.37E-02	8.30E-07	7.11E-07	9.14E-06	-6.18E-04
POCP	Formation potential of tropospheric ozone photochemical oxidants	[kg Ethen Eq.]	2.10E-03	5.31E-05	1.48E-06	5.00E-02	-1.17E-06	7.50E-07	5.73E-06	-5.94E-04
ADPE	Abiotic depletion potential for non fossil resources	[kg Sb Eq.]	4.74E-04	2.86E-09	1.65E-09	3.19E-05	2.99E-11	3.70E-10	3.15E-08	-6.94E-04
ADPF	Abiotic depletion potential for fossil resources	[MJ]	6.72E+01	1.22E+00	2.56E-02	2.79E+03	1.10E-02	3.04E-02	1.92E-01	-1.30E+01

### RESULTS OF THE LCA - RESOURCE USE: One piece of iCLASS SE RP40 reader

Parameter	Parameter	Unit	A1 - A3	A4	A5	B6	C2	C3	C4	D
PERE	Renewable primary energy as energy carrier	[MJ]	5.70E+00	-	-	-	-	-	-	-
PERM	Renewable primary energy resources as material utilization	[MJ]	0.00E+00	-	-	-	-	-	-	-
PERT	Total use of renewable primary energy resources	[MJ]	5.70E+00	2.08E-02	2.38E-03	2.73E+02	4.32E-04	8.70E-03	1.45E-02	-7.80E-01
PENRE	Non renewable primary energy as energy carrier	[MJ]	7.50E+01	-	-	-	-	-	-	-
PENRM	Non renewable primary energy as material utilization	[MJ]	0.00E+00	-	-	-	-	-	-	-
PENRT	Total use of non renewable primary energy resources	[MJ]	7.50E+01	1.22E+00	3.00E-02	3.53E+03	1.10E-02	4.76E-02	2.14E-01	-1.41E+01
SM	Use of secondary material	[kg]	2.88E-02	0.00E+00	0.00E+00	0.00E+00	0.00E+00	0.00E+00	0.00E+00	0.00E+00
RSF	Use of renewable secondary fuels	[MJ]	0.00E+00	0.00E+00	0.00E+00	0.00E+00	0.00E+00	0.00E+00	0.00E+00	0.00E+00
NRSF	Use of non renewable secondary fuels	[MJ]	0.00E+00	0.00E+00	0.00E+00	0.00E+00	0.00E+00	0.00E+00	0.00E+00	0.00E+00
FW	Use of net fresh water	[m <sup>3</sup> ]	3.34E-02	1.82E-05	2.65E-04	1.24E+00	3.05E-07	2.15E-05	1.08E-03	-8.19E-03

### RESULTS OF THE LCA – OUTPUT FLOWS AND WASTE CATEGORIES: One piece of iCLASS SE RP40 reader

Parameter	Parameter	Unit	A1 - A3	A4	A5	B6	C2	C3	C4	D
HWD	Hazardous waste disposed	[kg]	3.66E-03	1.95E-06	2.06E-06	2.75E-03	2.50E-08	6.60E-06	1.57E-05	-3.55E-04
NHWD	Non hazardous waste disposed	[kg]	1.26E-01	6.51E-05	2.29E-03	1.13E+00	1.38E-06	1.54E-05	6.05E-02	-3.60E-02
RWD	Radioactive waste disposed	[kg]	3.03E-03	1.54E-06	1.75E-06	2.91E-01	1.44E-08	6.86E-06	8.61E-06	-4.41E-04
CRU	Components for re-use	[kg]	0.00E+00	0.00E+00	0.00E+00	0.00E+00	0.00E+00	0.00E+00	0.00E+00	0.00E+00
MFR	Materials for recycling	[kg]	0.00E+00	0.00E+00	6.41E-02	0.00E+00	0.00E+00	3.38E-02	0.00E+00	0.00E+00
MER	Materials for energy recovery	[kg]	0.00E+00	0.00E+00	0.00E+00	0.00E+00	0.00E+00	0.00E+00	0.00E+00	0.00E+00
EEE	Exported electrical energy	[MJ]	0.00E+00	0.00E+00	1.15E-01	0.00E+00	0.00E+00	0.00E+00	8.06E-01	0.00E+00
EET	Exported thermal energy	[MJ]	0.00E+00	0.00E+00	3.26E-01	0.00E+00	0.00E+00	0.00E+00	2.21E+00	0.00E+00

## 6. LCA: Interpretation

This chapter contains an interpretation of the Life Cycle Impact Assessment categories. Stated percentages in the whole interpretation are related to the overall life cycle, excluding credits (module D).

The production stage (modules A1-A3) contributes between 1% and 5% to the overall results for all the environmental impact assessment categories hereby considered, except for the abiotic depletion potential (ADPE), for which the contribution from the production stage accounts for app. 94% - this impact category describes the reduction of the global amount of non-renewable raw materials, therefore, as expected, it is mainly related with the extraction of raw materials (A1).

Within the production stage, the main contribution for all the impact categories is the production of electronics mainly due to the energy consumption on these processes. Plastics account with 62% to the overall mass of the product; therefore, the impacts are

not in line with the mass composition of the product. The environmental impacts for the transport (A2) have a negligible impact within this stage.

To reflect the use stage (module B6), the energy consumption was included and it has a major contribution for all the impact assessment categories considered - between 94% and 99%, with the exception of ADPE (6%). This is a result of 23 hours of operation in stand-by mode and 1 hour in on mode per day and per 365 days in a year.

In the end-of-life stage, there are loads and benefits (module D, negative values) considered. The benefits are considered beyond the system boundaries and are declared for the recycling potential of the metals and for the credits from the incineration process (energy substitution).

## 7. Requisite evidence

Not applicable in this EPD.

## 8. References

### Institut Bauen und Umwelt

Institut Bauen und Umwelt e.V., Berlin (pub.):  
Generation of Environmental Product Declarations  
(EPDs);

### General principles

for the EPD range of Institut Bauen und Umwelt e.V.  
(IBU), 2013-04  
[www.bau-umwelt.de](http://www.bau-umwelt.de)

### IBU PCR Part A

IBU PCR Part A: Institut Bauen und Umwelt e.V.,  
Berlin (pub.): Product Category Rules for Construction  
Products from the range of Environmental Product  
Declarations of Institut Bauen und Umwelt (IBU), Part  
A: Calculation Rules for the Life Cycle Assessment  
and Requirements on the Background Report. April  
2013

[www.bau-umwelt.de](http://www.bau-umwelt.de)

### IBU PCR Part B

IBU PCR Part B: PCR Guidance-Texts for Building-  
Related Products and Services. From the range of  
Environmental Product Declarations of Institute  
Construction and Environment e.V. (IBU). Part B:  
Requirements on the EPD Electronic Access Control  
Systems. [www.bau-umwelt.com](http://www.bau-umwelt.com)

### GaBi 6 2013

GaBi 6 2013: Software-System and Database for Life  
Cycle Engineering. Copyright, TM. Stuttgart, thinkstep  
AG, Leinfelden- Echterdingen, 1992-2013.

### GaBi 6 2013D

GaBi 6 2013D: Documentation of GaBi 6: Software-  
System and Database for Life Cycle Engineering.  
Copyright, TM. Stuttgart, thinkstep AG, Leinfelden-  
Echterdingen, 1992-2013. [http://documentation.gabi-  
software.com](http://documentation.gabi-<br/>software.com)

### ISO 14001

ISO 14001:2009-11: Environmental management  
systems - Requirements with guidance for use

### ISO 14025

ISO 14025:2011-10: Environmental labels and  
declarations — Type III environmental declarations —  
Principles and procedures

### ISO 9001

ISO 9001:2008: Quality management systems -  
Requirements

### EN 15804

EN 15804:2012+A1:2014: Sustainability of  
construction works — Environmental Product  
Declarations — Core rules for the product category of  
construction products

### RoHS Conformity:

RoHS Conformity: EN50581:2012 Technical  
documentation for the assessment of electrical and  
electronic products with respect to the restriction of  
hazardous substances

### UL294/cUL

The Standard of Safety for Access Control System  
Units

### UL94

Flame Rating of HB

### EN60950





EN60950-1: 2006/ All: 2009 +A1:2010 +A12:2011  
Information technology equipment - Safety - Part1:  
General requirements

**EN 301 489**

EN 301 489-1 V1.9.2 : Common Technical  
requirements

**EN 301 489-3 V1.6.1** : Specific conditions for Short-  
Range Devices (SRD) operating on frequencies  
between 9 kHz and 40 GHz

**EN50130**

EN50130-4:2011 : Alarm systems - Electromagnetic  
compatibility and Environmental test methods

**ETSI EN 300**

ETSI EN 300 330-2 V1.5.1 Electromagnetic  
compatibility and Radio spectrum Matters (ERM);  
Short Range Devices (SRD); Radio equipment in the  
frequency range 9 kHz to 25 MHz and inductive loop  
systems in the frequency range 9 kHz to 30 MHz; Part  
2: Harmonized EN covering the essential requirements  
of article 3.2 of the R&TTE Directive

**ETSI EN 302**

ETSI EN 302 291-2 V1.1.1 : Electromagnetic  
compatibility and Radio spectrum Matters (ERM);  
Short Range Devices (SRD); Close Range Inductive  
Data Communication equipment operating at 13,56  
MHz; Part 2: Harmonized EN under article 3.2 of the  
R&TTE Directive

**EN 50581**

EN 50581: 2012 Guiding Standard for Compliance with  
RoHS2 Technical Documentation Requirements  
FCC Certification: 47 CFR §15.225: 2011 Operation  
within the band 13.110-14.010 MHz

**RSS-210**

RSS-210 Issue 8: 2010 License-exempt Radio  
Apparatus (All Frequency Bands): Category I  
Equipment - Spectrum Management and  
Telecommunications Radio Standards Specification

## 9. Annex

Results shown below were calculated using TRACI Methodology.

### DESCRIPTION OF THE SYSTEM BOUNDARY (X = INCLUDED IN LCA; MND = MODULE NOT DECLARED)

PRODUCT STAGE			CONSTRUCTION PROCESS STAGE		USE STAGE							END OF LIFE STAGE				BENEFITS AND LOADS BEYOND THE SYSTEM BOUNDARYS
Raw material supply	Transport	Manufacturing	Transport from the gate to the site	Assembly	Use	Maintenance	Repair	Replacement <sup>(1)</sup>	Refurbishment <sup>(1)</sup>	Operational energy use	Operational water use	De-construction demolition	Transport	Waste processing	Disposal	Reuse-Recovery-Recycling-potential
A1	A2	A3	A4	A5	B1	B2	B3	B4	B5	B6	B7	C1	C2	C3	C4	D
X	X	X	X	X	MND	MND	MND	MND	MND	X	MND	MND	X	X	X	X

### RESULTS OF THE LCA - ENVIRONMENTAL IMPACT: One piece of iCLASS SE RP40 reader

Parameter	Parameter	Unit	A1 - A3	A4	A5	B6	C2	C3	C4	D
GWP	Global warming potential	[kg CO <sub>2</sub> -Eq.]	4.95E+00	9.48E-02	9.12E-02	2.42E+02	7.94E-04	2.68E-03	4.41E-01	-1.15E+00
ODP	Depletion potential of the stratospheric ozone layer	[kg CFC11-Eq.]	1.24E-09	4.04E-13	4.44E-13	8.90E-08	4.04E-15	1.95E-12	1.38E-12	-1.38E-10
AP	Acidification potential of land and water	[kg SO <sub>2</sub> -Eq.]	2.98E-02	2.10E-03	2.52E-05	7.64E-01	4.75E-06	1.19E-05	1.35E-04	-1.07E-02
EP	Eutrophication potential	[kg N-eq.]	4.26E-03	7.70E-05	1.45E-06	3.75E-02	3.36E-07	5.08E-07	4.36E-06	-2.76E-04
Smog	Ground-level smog formation potential	[kg O <sub>3</sub> -eq.]	3.95E-01	3.89E-02	5.88E-04	6.51E+00	9.78E-05	1.08E-04	1.15E-03	-1.13E-01
Resources	Resources – fossil resources	[MJ]	6.16E+00	1.75E-01	3.00E-03	1.64E+02	1.58E-03	2.16E-03	1.98E-02	-8.98E-01

### RESULTS OF THE LCA - RESOURCE USE: One piece of iCLASS SE RP40 reader

Parameter	Parameter	Unit	A1 - A3	A4	A5	B6	C2	C3	C4	D
PERE	Renewable primary energy as energy carrier	[MJ]	5.70E+00	-	-	-	-	-	-	-
PERM	Renewable primary energy resources as material utilization	[MJ]	0.00E+00	-	-	-	-	-	-	-
PERT	Total use of renewable primary energy resources	[MJ]	5.70E+00	2.08E-02	2.38E-03	2.73E+02	4.32E-04	8.70E-03	1.45E-02	-7.80E-01
PENRE	Non renewable primary energy as energy carrier	[MJ]	7.50E+01	-	-	-	-	-	-	-
PENRM	Non renewable primary energy as material utilization	[MJ]	0.00E+00	-	-	-	-	-	-	-
PENRT	Total use of non renewable primary energy resources	[MJ]	7.50E+01	1.22E+00	3.00E-02	3.53E+03	1.10E-02	4.76E-02	2.14E-01	-1.41E+01
SM	Use of secondary material	[kg]	2.88E-02	0.00E+00	0.00E+00	0.00E+00	0.00E+00	0.00E+00	0.00E+00	0.00E+00
RSF	Use of renewable secondary fuels	[MJ]	0.00E+00	0.00E+00	0.00E+00	0.00E+00	0.00E+00	0.00E+00	0.00E+00	0.00E+00
NRSF	Use of non renewable secondary fuels	[MJ]	0.00E+00	0.00E+00	0.00E+00	0.00E+00	0.00E+00	0.00E+00	0.00E+00	0.00E+00
FW	Use of net fresh water	[m <sup>3</sup> ]	3.34E-02	1.82E-05	2.65E-04	1.24E+00	3.05E-07	2.15E-05	1.08E-03	-8.19E-03

### RESULTS OF THE LCA – OUTPUT FLOWS AND WASTE CATEGORIES: One piece of iCLASS SE RP40 reader

Parameter	Parameter	Unit	A1 - A3	A4	A5	B6	C2	C3	C4	D
HWD	Hazardous waste disposed	[kg]	3.66E-03	1.95E-06	2.06E-06	2.75E-03	2.50E-08	6.60E-06	1.57E-05	-3.55E-04
NHWD	Non hazardous waste disposed	[kg]	1.26E-01	6.51E-05	2.29E-03	1.13E+00	1.38E-06	1.54E-05	6.05E-02	-3.60E-02
RWD	Radioactive waste disposed	[kg]	3.03E-03	1.54E-06	1.75E-06	2.91E-01	1.44E-08	6.86E-06	8.61E-06	-4.41E-04
CRU	Components for re-use	[kg]	0.00E+00	0.00E+00	0.00E+00	0.00E+00	0.00E+00	0.00E+00	0.00E+00	-
MFR	Materials for recycling	[kg]	0.00E+00	0.00E+00	6.41E-02	0.00E+00	0.00E+00	3.38E-02	0.00E+00	-
MER	Materials for energy recovery	[kg]	0.00E+00	0.00E+00	0.00E+00	0.00E+00	0.00E+00	0.00E+00	0.00E+00	-
EEE	Exported electrical energy	[MJ]	0.00E+00	0.00E+00	1.15E-01	0.00E+00	0.00E+00	0.00E+00	8.06E-01	-
EET	Exported thermal energy	[MJ]	0.00E+00	0.00E+00	3.26E-01	0.00E+00	0.00E+00	0.00E+00	2.21E+00	-

**Publisher**

Institut Bauen und Umwelt e.V.  
Panoramastr. 1  
10178 Berlin  
Germany

Tel +49 (0)30 3087748- 0  
Fax +49 (0)30 3087748- 29  
Mail [info@bau-umwelt.com](mailto:info@bau-umwelt.com)  
Web [www.bau-umwelt.com](http://www.bau-umwelt.com)

**Programme holder**

Institut Bauen und Umwelt e.V.  
Panoramastr 1  
10178 Berlin  
Germany

Tel +49 (0)30 - 3087748- 0  
Fax +49 (0)30 – 3087748 - 29  
Mail [info@bau-umwelt.com](mailto:info@bau-umwelt.com)  
Web [www.bau-umwelt.com](http://www.bau-umwelt.com)



thinkstep

**Author of the Life Cycle Assessment**

thinkstep AG  
Hauptstraße 111  
70771 Leinfelden-Echterdingen  
Germany

Tel +49 711 34 18 17 22  
Fax +49 711 34 18 17 25  
Mail [info@thinkstep.com](mailto:info@thinkstep.com)  
Web [www.thinkstep.com](http://www.thinkstep.com)

**Owner of the Declaration**

ASSA ABLOY (HID Global)  
611 Center Ridge Drive  
Austin, TX 78753  
USA

Tel 512-776-9000  
Internet [www.hidglobal.com](http://www.hidglobal.com)